



Via Variante di Cancelliera, snc
00072 Ariccia, Roma (Italy)
Tel: +39 06 93 45 202
Fax: +39 06 90 20 30 92
Email: info@ltsrl.it



**PORTA ALLUMINIUM
HINGED DOOR**

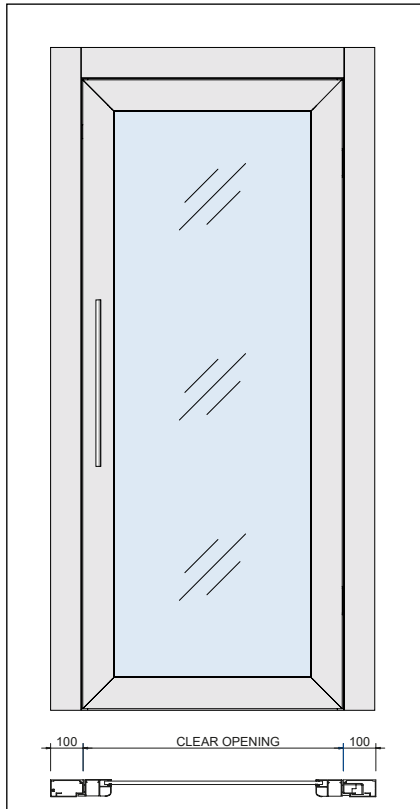
IN ACCORDANCE
WITH UNI EN 81-20

ORDER
 QUOTATION

cod.doc : DO 00000009
doc.date : 22/01/18
rev_007

PAG 1/2

COMPANY NAME: _____ TELEPHONE: _____
 NAME: _____ FAX/EMAIL: _____
 ADDRESS: _____ CITY: _____ PROV: _____
 DATE: _____ INSTALLATION REF: _____ DELIVERY DATE: _____



1_ DOOR N° _____; 2_ OPENING: RIGHT N° _____; LEFT N° _____ (DOOR VIEW FROM FLOOR)

3_ CLEAR DOOR WIDTH (mm):
 500* 550* 600 650
*REF SECTION 16
 700 750 800 850
 900 950 1000
 OTHER: _____

5_ FRAME
 LEFT JAMB: 100 mm (STD) OTHER*: _____
 HEADER: 100 mm (STD) OTHER*: _____
 RIGHT JAMB: 100 mm (STD) OTHER*: _____
*BUILT IN GALVANIZED SHEET METAL AND COVERED IN NATURAL ALUMINIUM

4_ CLEAR DOOR HEIGHT (mm): 2000 (STD) OTHER: _____

6_ CONTRLO PANEL: NO; YES: RIGHT JAMB LEFT JAMB
 H FROM FLOOR (CONTROL PANEL MIDDLE POINT) : _____ mm

CONTROL PANEL HOLE:
 RECTANGULAR: A _____ mm x H _____ mm;
 HOLE DIMENSION: Ø _____ mm ;
 OTHER: SEND DRAWING

7_ DOORSTOP: NO (STD) A 90° 90° ON HINGE OTHER: _____

8_ SILL: ANGULAR 42x20x3mm INOX (STD) FLAT BOTTOM 52x3 mm INOX

9_BRACKETS: MASONRY SHAFT CONCRETE SHAFT METAL STRUCTURE

10_DOOR LOCK EN-81: MODEL: _____ 11_SUPLIED: NO YES

12_DOOR LOCK POSITION:

H WHELL:
 H1 _____ mm
 H EMERGENCY HOLE:
 H2 _____ mm
 H BOLT:
 H3 _____ mm

13_PARALLEL (INNER VIEW)

LEFT DOOR RIGHT DOOR

EXT/INT ← INT/EXT → INT/EXT → EXT/INT ←

14_PERPENDICULAR:

H WHEEL: _____ mm

15_ADDITIONAL DOOR LOCK: CM-00000532 (CISA 52110) NO (STD) YES

16_PIT (ADDITIONAL SAFETY RELEASE MECHANISM): NO YES FOR: PRUDHOMME SPX4 PLT/L - SPX4PLT/P, CAN-LIFT CL/06M, KRONENBREG DLF1

17_EXTERNAL DOOR CLOSER: STD ON DOOR WITH CLEAR DOOR WIDTH 500 AND 550 mm (CM-00000918 "SPARE PARTS" CATALOGUE)

18_FINISHING: ALUMINIUM ANODIZED (STD) RAL: _____

19_GLASS: TRANSPARENT (STD) MOLDED SMOKED ACID-ETCHED SATIN ACID-ETCHED SATIN SMOKED
 WITHE MILK STOPSOL CLEAR STOPSOL BRONZE SMOKED GRAY SATIN OTHER: _____

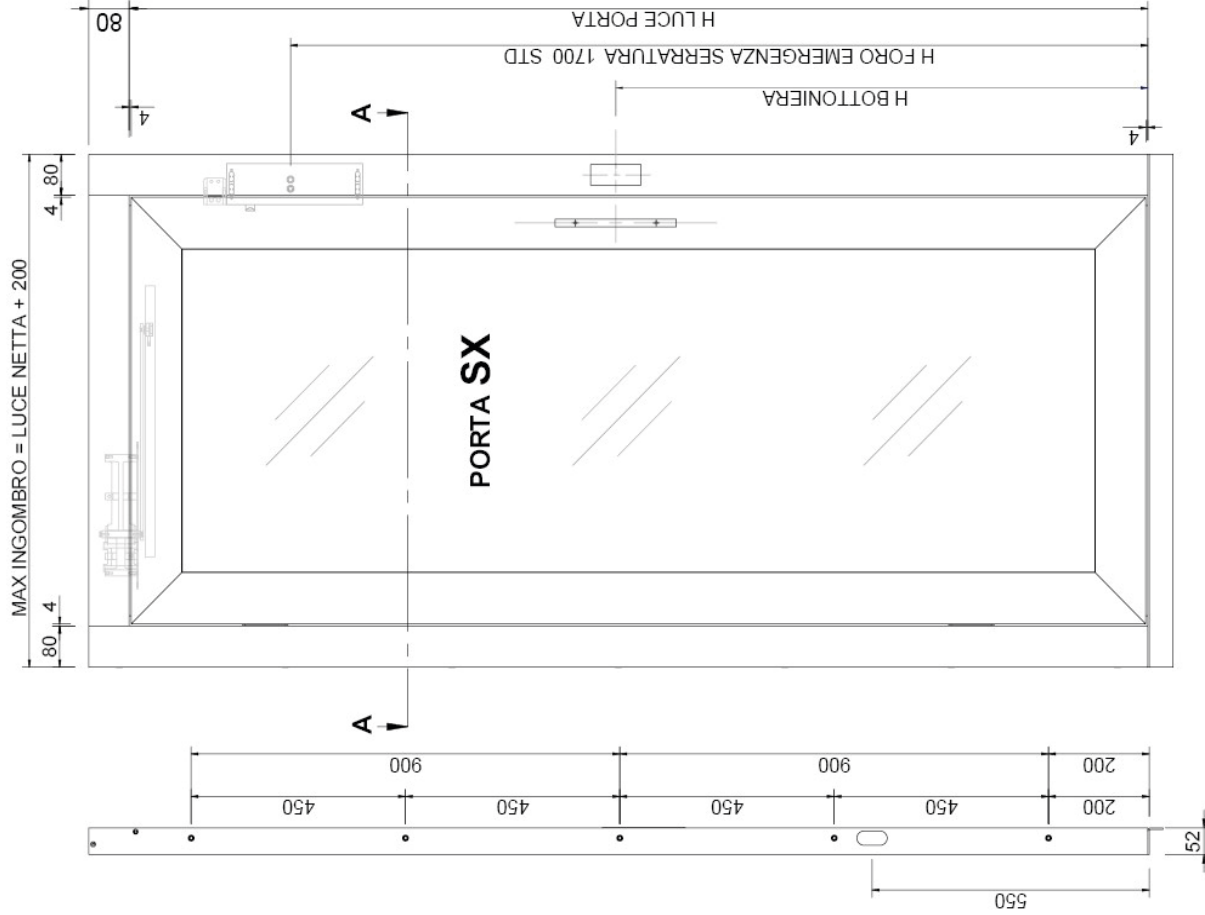
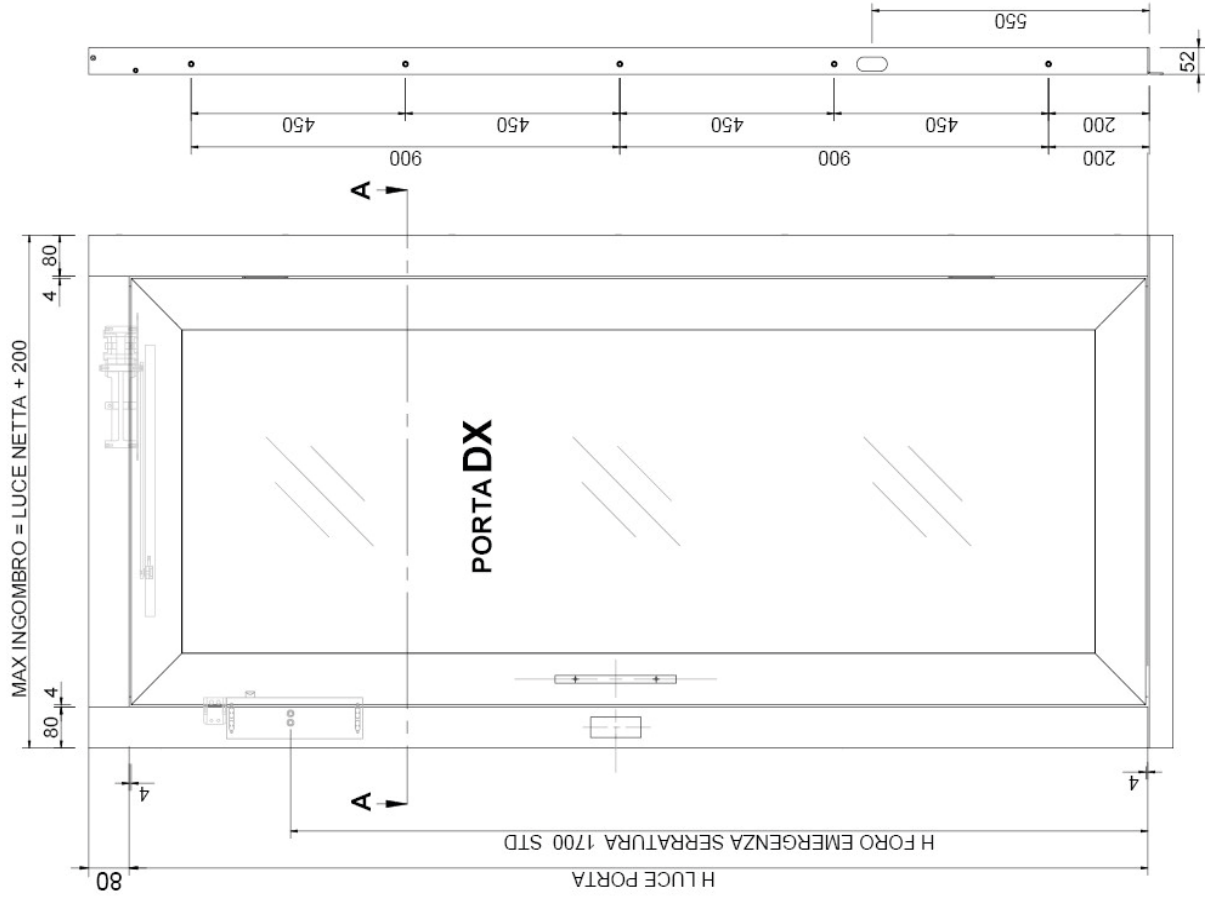
20_HANDLE: CASPIM INT. 480mm SATIN (STD) OTHER: _____ (REF. "SPARE PARTS" CATALOGUE)

21_PACKAGE (MAX 2 COMPLETE PRODUCTS EACH PACKAGE): SINGLE PACKING (FOAM + FILM) WOODEN BOX: HT NON HT

NOTE _____ SIGN _____

MAX INGOMBRO = LUCE NETTA + 200

MAX INGOMBRO = LUCE NETTA + 200



| | | | |
|------|--------------------|-------------|---|
| REV. | DATA | DESEGNATORE | DESCRIZIONE |
| | | | cod.doc : DO 00000009 doc.date : 15/03/2017 rev_005 |
| | Toll.Gen. +/- IT12 | | PORTA ALLUMINIUM CONF. LTL H LUCE PORTA 2100 mm |
| | | | PAG 2/2 |
| | | | DESIGNO N. |
| | | | SCALA |
| | | | MATERIALE |
| | | | CLASSE FUNZIONALE |
| | | | ORIGINALE N. PROGRAMMAN. |
| | | | CODICE |

