



Via Variante di Cancelliera, snc
00072 Ariccia, Roma (Italy)
Tel: +39 06 93 45 202
Fax: +39 06 90 20 30 92
Email: info@ltsrl.it



HINGED DOORS BLIND AND WINDOW

IN ACCORDANCE
WITH UNI EN 81-20

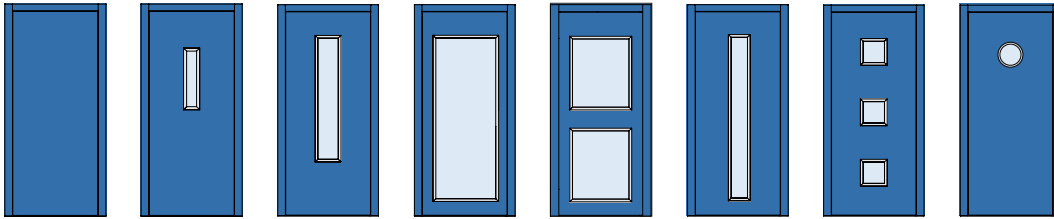
ORDER
 QUOTATION

cod.doc : DO 00000003
doc.date : 22/01/18
rev_013

COMPANY NAME: _____ TELEPHONE: _____
 NAME: _____ FAX/EMAIL: _____
 ADDRESS: _____ CITY: _____ PROV: _____
 DATE: _____ INSTALLATION REF: _____ DELIVERY DATE: _____

1_ QUANTITY OF DOORS: _____; 2_ OPENING RIGHT N° _____; LEFT N° _____
DOOR VIEW FROM FLOOR

3_ MODELS



C1 V1 VL1 P1 P2 PS1 V3 V01

DOOR PANEL: VERTICAL MOLDING OF STIFFERING (STD) NO RAISED ON EDGE

4_ CLEAR OPENING WIDTH (mm):

500 550 600
 650 700 750
 800 850 900
 950 1000 1050
 1100 1150 1200
 1400

5_ CLEAR DOOR HEIGHT (mm): 2000 (STD) OTHER: _____ mm OTHER: _____ mm

FRAME

6_ LEFT JAMB: 100 mm (STD) OTHER: _____

7_ HEADER: 100 mm (STD) OTHER: _____

8_ RIGHT JAMB: 100 mm (STD) OTHER: _____

10_ JAMB CARTER: YES NO

HEADER CARTER YES NO

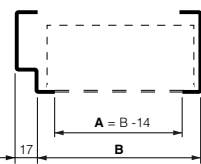
11_ 90° DOOR-STOP (on hinge): YES NO

12_ PEDAL DOOR-STOP: YES NO

9_ CONTROL PANEL

NO; YES: RIGHT JAMB LEFT JAMB

h FROM FLOOR (CONTROL PANEL MIDDLE POINT): _____ mm



JAMB OF CLOSING DOOR SIDE

CONTROL PANEL HOLE DIMENSION:

RECTANGULAR: A _____ mm x H _____ mm;

HOLE DIMENSIONS: Ø _____ mm;

OTHER: SEND THE DRAWING

13_ SILL: ANGULAR 40x20x3 mm (STD);

SILL COVER INOX SB THK 0,8 mm ANGULAR 50x50x5 mm;

FLAT BOTTOM 50x3 mm; REMOVABLE CROSSBEAM;

OTHER _____

14_ BRACKETS:

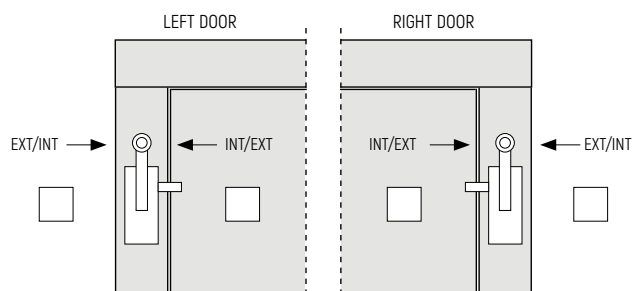
MASONRY SHAFT CONCRETE SHAFT LTL METAL STRUCTURE

15_ DOOR LOCK EN-81: MODEL: _____ 16_ SUPPLIED: NO YES

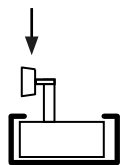
17_ DOOR LOCK POSITION:

H WELL:
H1 _____ mm
H EMERGENCY HOLE:
H2 _____ mm
H BOLT:
H3 _____ mm

18_ PARALLEL (INNER VIEW)



19_ PERPENDICULAR:



H WEEL: _____ mm

20_ PIT (ADDITIONAL SAFETY RELEASE MECHANISM): NO YES

AVAILABLE FOR: PRUDHOMME SPX4 PLT/L - SPX4PLT/P CAN-LIFT CL/06M KRONENBREG DLF1

21_ ADDITIONAL DOOR LOCK: _____


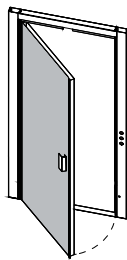
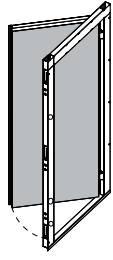
22_ PAINTING: NO; YES: RAL 7001 POWDER SMOOTH BASE FINISH (STD) RAL: _____ ORANGE PEEL FINISHED

23_ BASE MATERIAL: CARBON STEEL (STD) INOX AISI 304 (SATIN); INOX AISI 316; GALVANIZED

24_ COVERING: NO; IF COVERED, SELECT COVERING ZONE:
 FRAME INNER PANEL EXTERNAL PANEL

- INOX: INOX S.B. INOX BA LINEN
 MIRROR REF. STEEL COLOR _____

- WOOD: **WD01** - OAK (BASE RAL 1001) **WD05** - WHITENED OAK (BASE RAL 9001)
 WD04 - WALNUT (BASE RAL 8007) **WD06** - LIGHT WALNUT (BASE RAL 8003)
 WD02 - MAHOGANY (BASE RAL 8011) **WD03** - CHESTNUT (BASE RAL 8003)
 OTHER _____

FRAME
EXTERNAL PANEL
INNER PANEL

- SKINPLATE: A1 A2 A4 G1 F12 PPS PPS1 PPS11 PPS10 PPS15
 PPS25 PPS31 DT29SMA N1 N3 N4 R2 IDL29

25_ GLASS: TRANSPARENT (STD) STD ON P1 MOLDED STD ON VI,VL1 SMOKED ACID-ETCHED SATIN ACID-ETCHED SATIN SMOKED
 WITHE MILK STOPSOL CLEAR STOPSOL BRONZE SMOKED GRAY SATIN OTHER: _____

26_ DOOR CLOSER: INTERNAL DAMPER (STD) DOOR CLOSER RYOBI (clear door min. 600mm) DITEC 220 V (clear door min. 650mm) DITEC 24 V (clear door min. 650mm) OTHER: _____

27_ PUSH DOOR SIGN: NO; YES: HAND SIGN LANGUAGE: _____; (ITALIAN, GERMAN, ENGLISH, SPANISH, RUSSIAN)

28_ HANDLE: STD LTL ALUMINUM GOLD BRASS RAL: _____
 OTHER : "HINGED DOORS - SPARE PARTS" CATALOGUE (PRODUCT CODE) _____

29_ GLASS FRAME: STD LTL ALUMINUM GOLD BRASS RAL: _____

30_ SINGLE DOOR PACKAGE: FOAM + FILM NO

31_ PACKAGE: WOOD PALLET WOODEN BOX + PALLET WOOD CAGE + PALLET

32_ TYPE OF PACKAGING: HT NO HT

NOTE _____

SIGN

